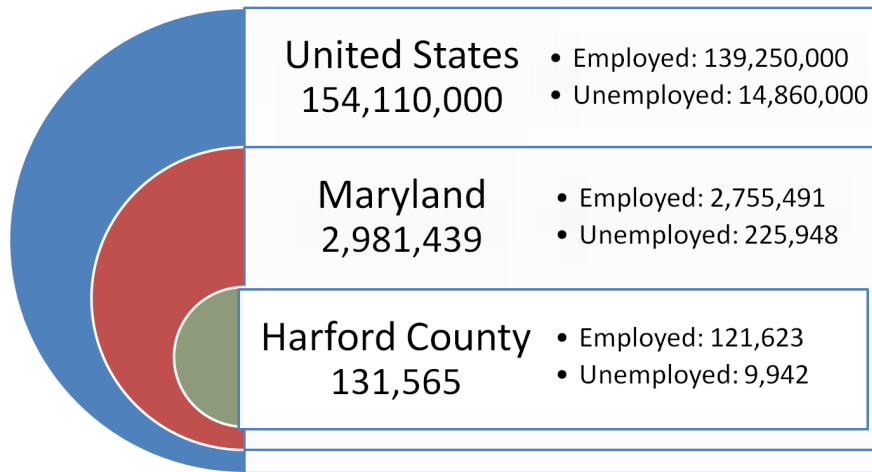




Employment Outcomes in Harford County

Civilian Labor Force (Maryland DLLR, August 2010)



Median Household Income, 2008 ~

United States	\$52,029
Maryland	\$70,545
Anne Arundel	\$83,285
Baltimore City	\$40,313
Baltimore County	\$63,128
Carroll	\$78,653
Cecil	\$68,338
Harford	\$77,085
Howard	\$102,540

Unemployment Rate

(U.S. Bureau of Labor Statistics, August 2010)

Unemployment rates, August 2010 ^

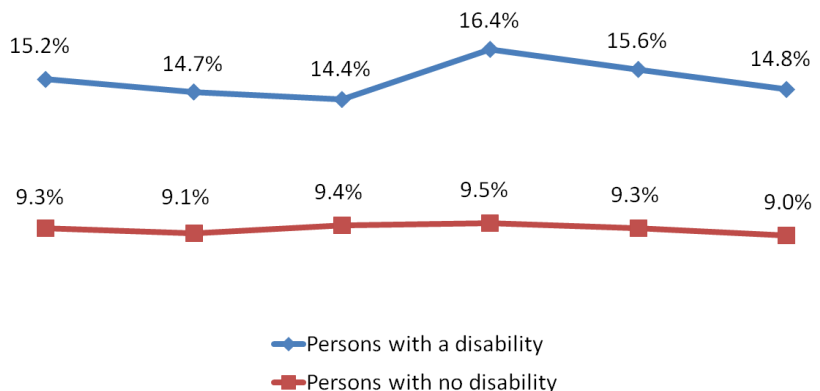
United States	9.6
Maryland	7.3
Anne Arundel	7.0
Baltimore City	11.7
Baltimore County	8.2
Carroll	6.8
Cecil	10.5
Harford	7.6
Howard	5.6



Employment Status, Persons with a disability, 2007 +

United States	37%
Maryland	42%
Harford County	44%

Unemployment Rate, Persons with a Disability
(U.S. Bureau of Labor Statistics, 2010)

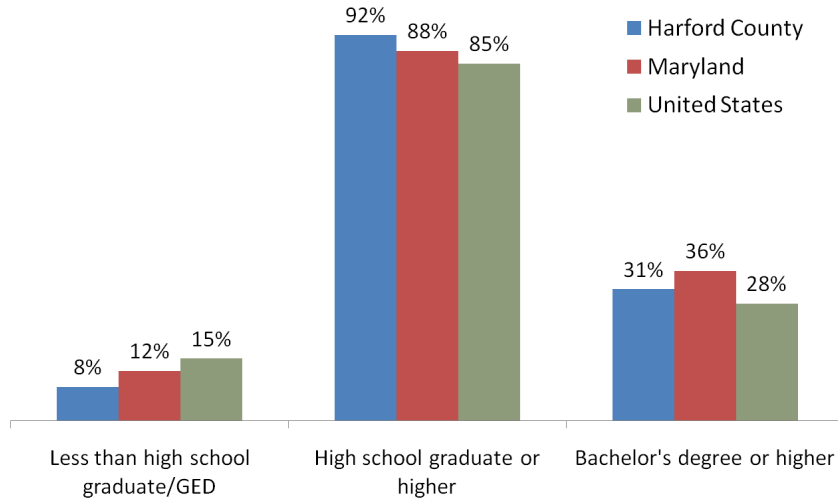


Harford County Department
of Community Services
Local Management Board
319 South Main Street
Bel Air, MD 21014
(410) 638-3166



Employment Outcomes in Harford County

Educational Attainment (U.S. Census Bureau, 2009)



Percent of students who received a Maryland high school diploma *

Year	Maryland	Harford
2007	85.24	87.17
2008	85.09	86.72
2009	85.24	86.73
2010	86.55	88.38

Occupations of Harford County Residents, 2008 ~

Management and professional	40.9%
Sales and office Service	25.9%
Production, transportation and material moving	13.5%
Construction, extraction, maintenance and repair	10.0%
	9.6%

Maryland Jobs and Workers by Skill Level, 2007 ∞

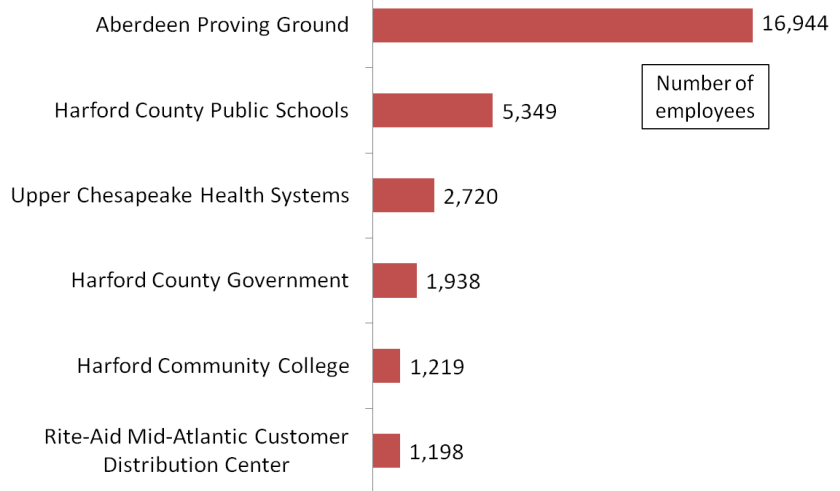
	Jobs	Workers
High-Skill	34%	42%
Middle-Skill	47%	37%
Low-Skill	19%	21%

Sources:

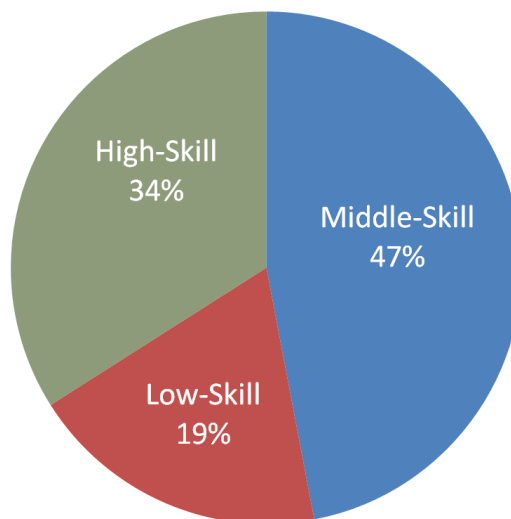
- ~ U.S. Census Bureau
- ^ Maryland DLLR
- + U.S. Bureau of Labor Statistics
- * Maryland Report Card
- ∞ National Skills Coalition



Top Employers (Harford County Economic Development, 2010)



Employment by Skill Type (National Skills Coalition, 2006)



Examples of Middle-Skill Jobs in Maryland

- Registered Nurses
- Carpenters
- Automotive Mechanics
- Truck Drivers
- Electricians